



The present Monthly Factsheet on its own does not give complete information about the SICAV and should therefore be read before any investment together with the Key Investor Information Document (KIID), the prospectus as well as the latest annual/semi-annual report of the SICAV.

**FUND OBJECTIVE, STRATEGY AND RISKS**

The fund aims to increase the value of your investment over the long term. Under normal market conditions, the fund invests mainly in shares from issuers anywhere in the world, including in emerging markets. The fund also invests in other types of financial instruments, consistent with its objective. The fund may use derivatives for investment purposes or to reduce investment risks (hedging). Fundamental to the Manager approach is the belief that companies with accelerating earnings growth will deliver the best absolute returns. This points the fund towards those areas experiencing high growth, or where growth is re-accelerating. The fund will be concentrated into 50-70 shares diversified in terms of economic sectors and geographical areas. The A euro class is majority hedged to the extent that an efficient exchange rate market in the relevant currency exists.

The risk/reward rating of the fund reflects the following factors: 1) it invests mainly in shares, and 2) it may favor particular economic sectors or regions, including emerging markets. Moreover, it is also exposed to the following risks: counterparty (the fund could lose money if any entity with which it does business becomes unwilling or unable to honor its obligations to the fund), legal and tax risks (the fund could be affected by foreign legal and tax changes, some of which may be retroactive).

**Manager**  
**Peter Robson**


**Retail Share Classes**

**Class A - EUR capitalization (majority hedged)**  
NAV as of 30/10/15 € 143.89  
ISIN code LU0338386468  
**Class B - USD capitalization (unhedged)**  
NAV as of 30/10/15 \$ 142.09  
ISIN code LU0338394058  
**Class C - GBP distribution (unhedged)**  
NAV as of 30/10/15 £ 178.09  
ISIN code LU0338400046

**General Information**

Legal form SICAV under Luxembourg law  
Type of financial product Undertaking for Collective Investment  
Duration of the product Indefinite  
Sub-fund Assets € 335 million  
Custodian Banque Degroof Luxembourg  
Financial serv. Belgium Banque Degroof Brussels  
Financial serv. Luxembourg Banque Degroof Luxembourg  
Auditors PricewaterhouseCoopers  
Liquidity Daily (NAV published in L'Echo & De Tijd)  
Ongoing charges by share class (TER 2014) A: 1.49%; B: 1.51%; C: 1.49%  
Performance fee 12% (High Watermark)  
Minimum subscription 250 €/\$/£  
Subscription fee Max. 5% freely negotiable  
Stock exch. transaction tax 1.32% max. € 2000 (A, B classes)  
Not applicable (C class)  
Belgian savings tax on redemption Not applicable  
Belgian withholding tax Not applicable (A, B classes)  
25% on dividends (C class)

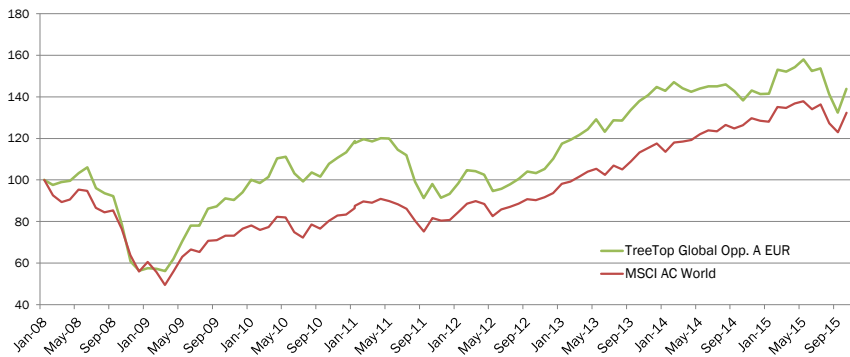
**Risk and Reward Profile**



For further information on the Risk and Reward Profile of the fund, please refer to the latest KIID and prospectus. This risk profile applies to A and C share classes, the B share class being at 6.

**PERFORMANCE AND NAV EVOLUTION (Class A EUR)**

**NAV evolution of TreeTop Global Opportunities A EUR vs. MSCI All Country World\* since 2008**



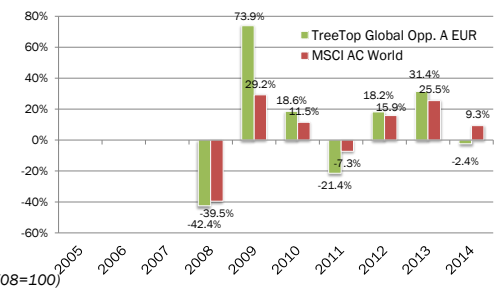
**Performance summary**  
Data as of 30 October 2015

	TreeTop Gl. Opp. A	MSCI AC World*
<b>Cumulated returns</b>		
October	8.6%	7.6%
YTD	1.8%	3.1%
1 year	4.1%	4.8%
<b>Annualized returns</b>		
3 years	11.7%	13.6%
5 years	5.4%	9.8%
Inception**	4.8%	3.6%

\*\* the A share class has been launched on 01/01/08

Source: Banque Degroof Luxembourg and Bloomberg for the period 2008 - 2015 (01/01/08=100)

**Calendar year performance of TreeTop Global Opportunities A EUR vs. MSCI AC World\* since 2008**  
As of 31st December of each year



Past performance is no guarantee of future performance.

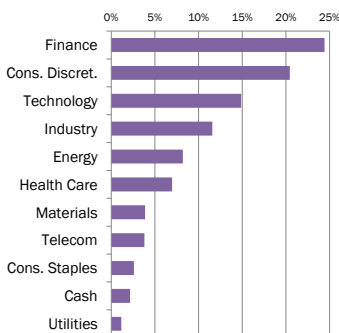
The returns, calculated in the reference currency (EUR), do not reflect any entry charges or tax a Belgian private individual might have to pay.

There are other share classes (B USD and C GBP): the relevant statistics are available on request and free of charge from TreeTop Asset Management and are also presented on our website www.treetopam.com.

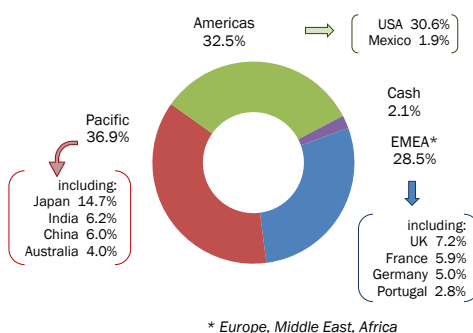
\* The investment policy does not stipulate any correlation between the sub-fund and the index (MSCI All Country World in local currency - Bloomberg code: NDLEACWF). Consequently, the performance of the sub-fund may differ from the performance of the index.

**PORTFOLIO STRUCTURE**

**Sector breakdown**



**Geographic breakdown**



**Main holdings of the portfolio**

Underlying Stock	Weight (% NAV)
KORIAN-MEDICA	2.9%
CITIGROUP INC	2.5%
ARAMARK	2.4%
AMERICAN INTERNATIONAL GROUP	2.4%
SHRIRAM TRANSPORT FINANCE WRT (DB)	2.1%
VIPSHOP HOLDING LTD ADR	2.0%
GERRESHEIMER AG	1.9%
ALSEA SAB DE CV	1.9%
COMMERZBANK AG	1.9%
YY INC ADR	1.8%
<b>TOTAL</b>	<b>21.8%</b>

The KIID, as well as the prospectus and periodic reports in English, French and Dutch are available on request and free of charge from TreeTop Asset Management S.A. 12 rue Eugène Ruppert L-2453 Luxembourg, from the bank in charge of the fund administration in Belgium: Banque Degroof NV/SA, rue de l'Industrie B-1040 Brussels or on www.treetopam.com. Complaints can be addressed to the "Compliance officer" of TreeTop Asset Management Belgium (address at the right) or to the Mediation Service, Rue Belliard 15-17 box 7, 1040 Bruxelles (www.ombfin.be or Ombudsman@OmbFin.be).



**TreeTop Asset Management Belgium**  
79 rue des Francs box 7  
B-1040 Brussels  
Tel: +32 2 613 15 30  
info@treetopam.com