

MONTHLY FACTSHEET
JANUARY 2023



TREETOP EQUITY GLOBAL LEADERS RDT-DBI (EUR)

A SUB-FUND OF TREETOP SICAV - MANAGED BY TREETOP ASSET MANAGEMENT S.A., A MANAGEMENT COMPANY UNDER LUXEMBOURG LAW

The present Monthly Factsheet on its own does not give complete information about the SICAV and should therefore be read before any investment together with the Key Investor Information Document (KID), the prospectus as well as the latest annual/semi-annual report of the SICAV.

FUND OBJECTIVE, STRATEGY AND RISKS

The sub-fund's aim is twofold: (i) to provide its shareholders with exposure to the stock market of large multinational companies from all over the world and (ii) to have its shareholders subject to corporate tax in Belgium benefit from the regime of definitively taxed income ("RDT"). The sub-fund's investment universe mainly comprises constituents from the Dow Jones Global Titans 50 EUR index (the "Index"), which consists of approximately 50 stocks from multinational companies from around the world. In order to construct the fund's portfolio, the Management Company removes, at its discretion, certain constituents from the Index, notably: (i) the shares of companies that, in the Management Company's opinion, may not give entitlement to the RDT regime, (ii) the shares of companies that, according to the sources available to the Management Company, are involved in the manufacture and sale of anti-personnel landmines and cluster bombs, tobacco production, gambling, violation of human rights, and (iii) the shares of companies included on national or supranational exclusion lists in relation to the fight against money laundering and the financing of terrorism. Moreover, in order to limit the risk of concentration, the Management Company limits the portfolio exposure to shares of a given issuer to a maximum of 7.5% of the NAV at each quarterly review.

The Dow Jones Global Titans 50 EUR Index is the investment universe of the fund. It is provided for information purpose only as the fund objective is not to replicate the performance of the Index, and therefore the portfolio composition will show a significant departure from the index in terms of constituents and of weighting. You may request reimbursement of your shares on any banking day in Brussels; buyback operations are executed on a daily basis. For more information on the composition of the sub-fund and its operation, please refer to the prospectus of the SICAV.

This share class intends to distribute a dividend annually.

The fund is aimed at individual or corporate investors wishing to invest for the long term (we recommend an investment horizon of 6 years). The investor must have a good knowledge of the risks associated with financial markets and be prepared to accept capital losses due to fluctuations in the value of the assets in the portfolio. These objectives as well as the investment policy are an exact copy of those indicated in the corresponding KID.

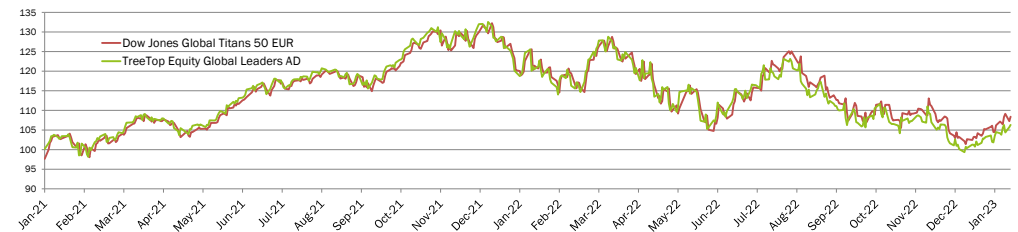
We have classified this product as 4 out of 7, which is a medium risk class. This indicator assesses potential losses in future returns at a medium level, and poor market conditions could affect the value of the shares in which the sub-fund invests and therefore the value of the shares issued by the sub-fund itself. This level of risk reflects the fact that the sub-fund invests in shares, which are generally riskier than bonds or money market instruments.

Under unusual market conditions, other risks could arise: concentration risk (the number of companies in which the fund is invested is less than one hundred). The asset value may therefore experience more substantial price variations than that of broadly diversified global stock indices, capital risk (the fund is not subject to capital guarantee or capital protection). Investors may, therefore, lose all or part of their capital), sustainability risk (environmental, social or governance event or condition that could cause an important negative impact on the value of an investment), risk associated with external factors (uncertainty relating to certain environmental elements, such as the tax regime) and currency risk (risk of an investment value being affected by a change in the exchange rate).

As this product does not include capital protection, particularly against market fluctuations, you could lose all or part of your investment, but not more than the amount of your

PERFORMANCE AND NAV EVOLUTION (Class AD EUR)

NAV evolution of TreeTop Equity Global Leaders RDT-DBI AD EUR vs. Dow Jones Global Titans 50 EUR* Index since 2021



Performance summary

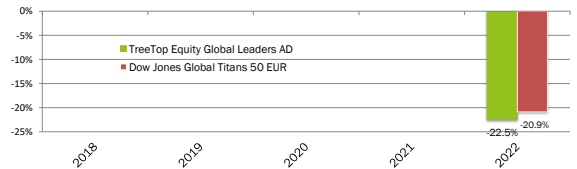
As of 31 January 2023

	TreeTop Eq. Gl. Leaders AD	Index DJ Gl. Titans 50*
Cumulated returns		
January	5.9%	5.6%
YTD	5.9%	5.6%
1 year	-13.2%	-13.1%
Annualized returns		
Inception**	3.1%	4.1%

** the AD share class has been launched on 28/01/21

Calendar year performance of s annuelles de TreeTop Equity Global Leaders RDT-DBI AD EUR vs. Dow Jones Global Titans 50 EUR* Index since 2022

As of 31st December of each year



Sources: CACEIS Bank, Belgium Branch and Bloomberg for the period 2021-2023 (28/01/21=100)

Past performance and NAV evolution are no guarantee of future performance.

The returns, calculated in the reference currency (EUR), do not reflect any entry charges or tax a Belgian private individual might have to pay.

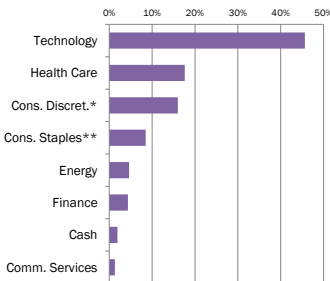
There is another share class (PD EUR); the relevant returns as well as the net asset value evolution are available on request and free of charge from TreeTop Asset Management and are also presented on our website www.treetopam.com.

* The investment policy does not stipulate any correlation between the sub-fund and the index (Dow Jones Global Titans 50 EUR - code Bloomberg: DJGTE). Consequently, the performance of the sub-fund may differ from the performance of the index.

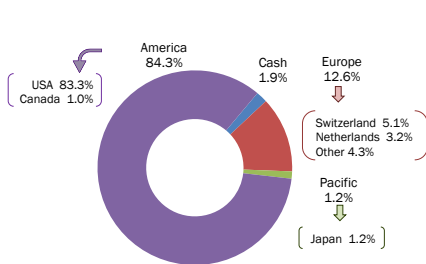
PORTFOLIO STRUCTURE

Source: TreeTop Asset Management

Sector breakdown



Geographic breakdown



Main holdings of the portfolio

Securities	Issuer	Underlying	Sector	Country	% NAV
Equity	ALPHABET	ALPHABET	Technology	USA	7.6%
Equity	APPLE	APPLE	Technology	USA	7.5%
Equity	MICROSOFT	MICROSOFT	Technology	USA	7.2%
Equity	AMAZON.COM	AMAZON.COM	Cons. Discret.	USA	6.2%
Equity	NVIDIA	NVIDIA	Technology	USA	3.5%
Equity	TESLA MOTORS	TESLA MOTORS	Cons. Discret.	USA	3.2%
Equity	EXXON MOBIL	EXXON MOBIL	Energy	USA	3.2%
Equity	UNITEDHEALTH	UNITEDHEALTH	Health Care	USA	3.1%
Equity	JOHNSON & JOHNSON	JOHNSON & JOHNSON	Health Care	USA	2.9%
Equity	JPMORGAN CHASE	JPMORGAN CHASE	Finance	USA	2.7%
TOTAL					47.1%

* Consumer Discretionary Sector: encompasses businesses sensitive to economic cycles (automotive, household durable goods, textiles & apparel, hotels, restaurants, leisure facilities, media and consumer retailing).

** Consumer Staples Sector: encompasses businesses less sensitive to economic cycles (food, beverages and tobacco, non-durable household goods, personal products, drug retailing and consumer super centers).

The Dow Jones Global Titans Index ("Index") is a product of S&P Dow Jones Indices LLC and/or its affiliates and has been licensed for use by TreeTop Asset Management. Copyright 2022 S&P Dow Jones Indices LLC, a division of S&P Global, Inc., and/or its affiliates. All right reserved. Redistribution or reproduction in whole or in part are prohibited without written permission of S&P Dow Jones Indices LLP. For more information on any of S&P Dow Jones Indices LLP's indices please visit www.spdji.com. S&P is a registered trademark of S&P Global and Dow Jones is a registered trademark of Dow Jones Trademark Holdings LLC. Neither S&P Dow Jones Indices LLP, Dow Jones Trademark Holdings LLC, their affiliates nor their third party licensors make any representation or warranty, express or implied, as to the ability of any index to accurately represent the asset class or market sector that it purports to represent and neither S&P Dow Jones Indices LLP, Dow Jones Trademark Holdings LLC, their affiliates nor their third party licensors shall have any liability for any errors, omissions, or interruptions of any index or the data included therein.

The KID, as well as the prospectus and periodic reports of the sub-fund are available in French and Dutch on www.treetopam.com or on request and free of charge from TreeTop Asset Management S.A. 12 rue Eugène Ruppert L-2453 Luxembourg and from the bank in charge of the fund administration in Belgium: CACEIS Bank, Belgium Branch, Avenue du Port 86C boite 320, B-1000 Brussels. Complaints can be addressed to the "Compliance officer" of TreeTop Asset Management Belgium (address at the right) or to the Mediation Service: Ombudsfm, North Gate II, Avenue Roi Albert II 8 B-1000 Brussels (www.ombudsfm.be or ombudsman@ombudsfm.be). You can obtain a summary of the rights of investors at https://www.treetopam.com/en/regulatory-information (in English) in the section "Rights of investors in UCIs managed by TreeTop".



TreeTop Asset Management
Belgium
79 rue des Francs box 7
B-1040 Brussels
Tel: +32 2 613 15 30
info@treetopam.com