



FUND OBJECTIVE AND STRATEGY

The fund aims to increase the value of your investment over the medium term while protecting part of the capital invested through the active management of a diversified portfolio comprising different asset classes.

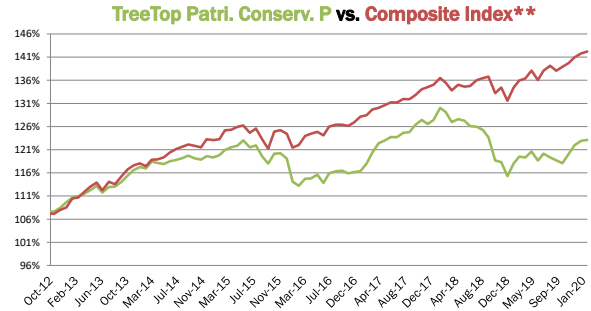
Under normal market conditions, the fund will emphasize its allocation to fixed income instruments: bonds, money market instruments and bank deposits. However up to one third of the portfolio can be exposed to equity markets. The fund may also use derivatives for investment purposes or to reduce investment risks (hedging). The fund may invest in securities form issuers anywhere in the world, including in emerging markets.

With a view of diversifying the source of performance, the fund is managed by different fund managers of TreeTop Asset Management, each following its own global active management approach. Investments will be made either directly or through funds managed by TreeTop Asset Management. Most of the fund's exposure to foreign exchange risk is Euro hedged, the reference currency of the share class.

PERFORMANCE

Performance summary

	Class P
January	0.2%
YTD	0.2%
1 year	4.3%
3 years*	1.4%
5 years*	0.5%
Inception*	2.5%



* annualised
 ** Index composition:
 - 70% Euro Govt 1-3Y TR Bonds Index
 - 30% MSCI All Country World Index Net Dividend
 Reinvested in local currency

Fund monthly performance since 2011 (P share class)

	Jan	Feb	Mar	Apr	May	Jun	Jul	Aug	Sep	Oct	Nov	Dec	Yrl. Perf.	Index Yrl. Perf.
2011	2.5%	1.7%	0.3%	0.1%	-1.7%	0.5%	1.2%	0.7%	1.0%	0.0%	0.7%	1.1%	8.2%	7.6%
2012	0.9%	0.2%	0.5%	0.7%	0.8%	-1.3%	1.1%	0.1%	0.9%	1.2%	1.0%	0.6%	7.0%	8.8%
2013	-0.3%	1.3%	-0.3%	-0.2%	0.5%	0.2%	0.3%	0.5%	-0.5%	-0.2%	0.6%	-0.2%	1.8%	4.3%
2014	0.4%	0.9%	0.5%	0.3%	1.0%	-1.2%	0.3%	-1.9%	-1.3%	1.8%	0.1%	-1.0%	-0.2%	1.1%
2015	-4.2%	-0.8%	1.4%	0.0%	0.7%	-1.6%	1.9%	0.4%	0.1%	-0.5%	0.3%	0.1%	-2.3%	2.9%
2016	1.5%	2.0%	1.7%	0.4%	0.7%	0.0%	0.7%	0.1%	1.3%	0.8%	-0.7%	0.7%	9.5%	5.4%
2018	2.1%	-0.7%	-1.7%	0.5%	-0.3%	-0.9%	-0.1%	-0.5%	-4.1%	-0.3%	-2.6%		-9.5%	-2.5%
2019	2.4%	1.3%	-0.2%	1.1%	-1.6%	1.2%	-0.7%	-0.5%	-0.5%	1.7%	1.5%	0.8%	6.6%	7.8%
2020	0.2%												0.2%	0.3%

Share Class

Class P capitalization	EUR
Currency	€ 123.10
NAV as of 31/01/20	14/10/2011
Launch date	LU0675136062
ISIN code	€ 250,000 -
Min. initial investment	

General Information

Manager	TreeTop Asset Management
Fund	TreeTop Portfolio Sicav
Sub-fund Assets	€ 9 million
Contact	Hervé Rodier
Telephone	+352 26 36 38 22
Email	info@treetopam.com
Domicile	Luxembourg
Fund type	Non-UCITS
Management/Distribution fee	0.60%
Liquidity	Daily
Custodian and Administrator	Banque Degroof Petercam Luxembourg
Auditors	PricewaterhouseCoopers


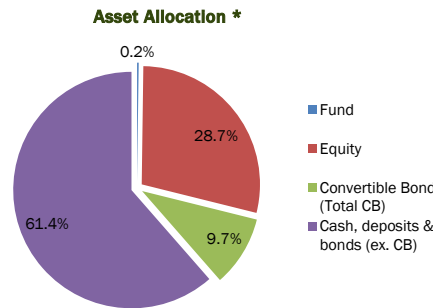
Risk and Reward Profile



For further information on the Risk and Reward Profile of the fund, please refer to the latest KIID and prospectus.

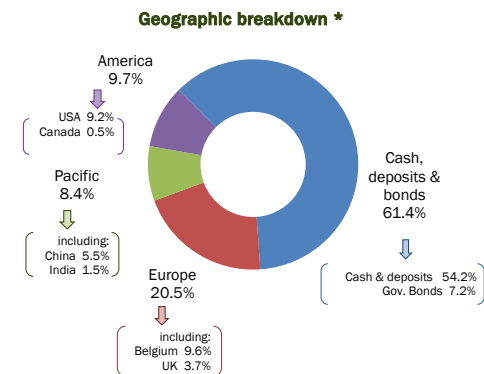
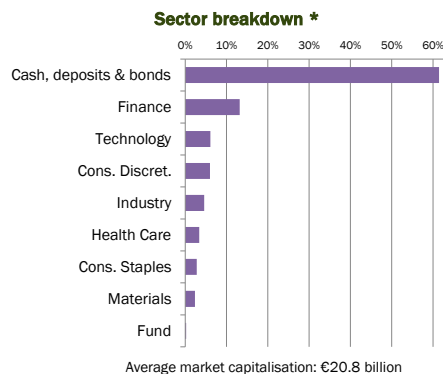
PORTFOLIO STRUCTURE

Currency exposure of the fund is mostly hedged against EUR



Main holdings of the portfolio *

Holding	Weight (%NAV)
CB AGEAS/FORTIS BANK "cashes"	9.3%
ITALIAN GOVT BOND 5.5% 01/11/22	7.3%
ASHTAD GROUP	1.1%
FUFENG GROUP	0.9%
NORWEGIAN FINANS HOLDING	0.8%
HYPOPORT AG	0.8%
IWG	0.7%
DEXCOM	0.6%
JD SPORTS FASHION	0.6%
VIPSHOP HOLDING	0.6%
TOTAL	22.7%



* Overall net situation of the TreeTop Patrimoine Conservative fund across the various assets in the SICAVs of which the fund is composed

TreeTop Portfolio Sicav is not publicly marketed in Belgium. Therefore, no subscription in TreeTop Portfolio Sicav from Belgian investors, individuals or professionals, directly or indirectly (through a Belgian intermediary), will be accepted, except for subscriptions in the P share class of TreeTop Patrimoine Conservative with a minimum initial amount of €250,000.

The present monthly factsheet on its own does not give complete information about TreeTop Patrimoine Conservative and should therefore be read before any investment together with the Key Investor Information Document (KIID), the prospectus as well as the latest annual/semi-annual report of TreeTop Portfolio SICAV. These documents are available, in English, French and Dutch, on request and free of charge from TreeTop Asset Management S.A. or on www.treetopam.com. Although they are based on the best possible sources, the figures in this factsheet have not been audited. Past performance is no guarantee of future performance, as the net asset value of the portfolio depends on market developments. Returns are calculated after deducting management and performance fees.



TreeTop Asset Management S.A.
 12 rue Eugène Ruppert
 L-2453 Luxembourg
www.treetopam.com