



TreeTop Global Conservative Sub-fund of TreeTop Global SICAV

Managed by TreeTop Asset Management S.A., management company under Luxembourg law

The present marketing communication on its own does not give complete information about the SICAV and should therefore be read before any investment together with the Key Information Document (KID), the prospectus as well as the latest annual/semi-annual report of the SICAV.

Technical Datasheet

General Information

Name of the sub-fund	TreeTop Global Conservative, a sub-fund of TreeTop Global SICAV			
Legal form	Sub-fund of a SICAV under Luxembourg law			
Type of financial product	Undertaking for Collective Investment			
Duration of the product	Indefinite			
Currency	EUR			
Investment objective (related to class A EUR)	<p>The product aims to increase the value of your investment over the medium term, while preserving a portion of the capital invested, through active management of a diversified portfolio composed of different asset classes.</p> <p>Under normal market conditions, the product invests in a diversified portfolio with a focus on the fixed income asset class: mainly bonds, money market instruments and bank deposits in euro. However, up to one third of the portfolio can be invested in shares. The product may invest in these asset classes either directly or through fund units. Where applicable, the product will invest in Euro products, hedged against currency risk, insofar as such products exist. It may invest in securities of issuers from around the world, including emerging markets. In order to diversify the sources of performance, the manager invests in different asset classes and selects securities or units of funds managed by different managers within each of these classes. The equity component of the portfolio will be primarily comprised of units of TreeTop Asset Management funds, each of which applies its own active management approach. The product is managed on a discretionary basis without reference to a market index.</p> <p>You may place orders to buy or sell the product on a daily basis.</p> <p>This product does not distribute dividends (which means that the income generated is added to the price of the product).</p> <p>The product is aimed at individual investors wishing to invest for the long term (we recommend an investment horizon of 3 years). The investor must have a good knowledge of the risks associated with financial markets and be prepared to accept capital losses due to fluctuations in the value of the assets in the portfolio.</p> <p>These objectives as well as the investment policy are an exact copy of those indicated in the corresponding KID.</p> <p>The investment which is promoted concerns the acquisition of units or shares in a fund, and not in a given underlying asset.</p>			
Share classes	Class	Dividend policy	Launch date	ISIN code
	A EUR	Capitalisation	11/05/2015	LU1229301061
	D EUR	Distribution	11/05/2015	LU1229301145
Managers	Jacques Berghmans, Andrew Dalrymple and Sharon Bentley-Hamlyn			

Sub-fund assets (as of 29/12/2023)	€ 11 million
Recommended holding période	More than 3 years

Manager and Distribution

Management Company	TreeTop Asset Management S.A., a management company under Luxembourg law
Custodian Bank	Banque Degroof Petercam Luxembourg S.A.
Financial Service (Belgium)	Banque Degroof Petercam S.A.
Financial Service (Luxembourg)	Banque Degroof Petercam Luxembourg S.A.
External Auditor	PricewaterhouseCoopers
Liquidity	Daily
Display of NAVs	NAV's are published on the website www.fundinfo.com
Minimum initial subscription	250 €
Cut-off	11am
Registered in	Belgium and Luxembourg
Documents	The KID, as well as the prospectus and periodic reports in English, French and Dutch are available on request and free of charge from TreeTop Asset Management S.A. 12 rue Eugène Ruppert L-2453 Luxembourg, from the bank in charge of the fund administration in Belgium: Banque Degroof Petercam SA, rue de l'Industrie 44 in B-1040 Brussels or on https://www.treetopam.com/en/funds/treetop-active-funds .

Fees and Taxation

Entry fee	None
Redemption fee	None
Management fees and other administrative or operating costs	A: 1.3%; D: 1.3%
Transaction costs	A: 0.3%; D: 0.3%
Performance fee	None
Stock exchange transaction tax	Class A : 1.32% max. € 4,000 ; Class D : Not applicable
Belgian savings tax on redemption	30% at redemption (cf article 19 bis of CIR)
Belgian withholding tax	Class A : Not applicable ; Class D : 30% on dividends
	The tax regime applies to an average retail customer, being a natural person residing in Belgium.

Risk Indicator (class A EUR)



For further information on the risk indicator of the fund, please refer to the latest KID.

The summary risk indicator is a guide to the level of risk of this product compared to other products. It shows how likely it is that the product will lose money because of movements in the markets or because we are not able to pay you.

We have classified this product as 5 out of 7, which is a medium-high risk class. This indicator assesses potential losses in future returns at a medium-high level, and poor market conditions will likely affect the value of the shares in which the product invests and therefore the value of the product itself.

This level of risk reflects the fact that the product may invest up to one-third of its portfolio in shares or units of funds investing in shares and/or convertible bonds, and that it may favor particular economic sectors or regions, including emerging markets.

Under unusual market conditions, other risks could arise: liquidity (convertible bonds may become hard to value or to sell at a desired price and time), default (an issuer's bonds could become worthless if it is unable to repay its debts), counterparty (the product could lose money if any entity with which it does business becomes unwilling or unable to honor its obligations to the product), legal and tax risks (the product could be affected by foreign legal and tax changes, some of which may be retroactive). Please refer to the prospectus for more details.

As this product does not include capital protection, particularly against market fluctuations, you could lose all or part of your investment, but not more than the amount of your investment.

Legal Information

This Quarterly Report should not be considered as investment advice.

The management company may, under the conditions provided for by article 93bis of Directive 2009/65/EC, decide to suspend the sales of the fund's share classes in Belgium. Investors will then have a period of notice allowing them to exit free of charge.

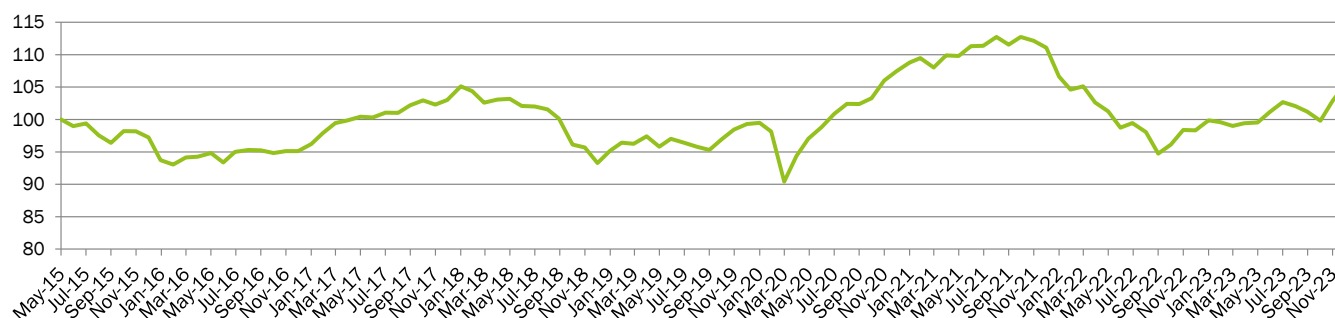
Complaints can be addressed to the attention of the "Compliance Officer", at the following address: TreeTop Asset Management Belgium, rue des Francs, 79 b7, 1040 Brussels. We will send you an acknowledgement of receipt within 5 working days. We will analyze your complaint, if necessary in consultation with the management company, and give a detailed response in the month following its receipt, provided that the complaint is complete and specific.

Complaints relating to investment products and services can be addressed to the Ombudsfm (Banks, Credits and Investments Mediation Service), North Gate II, Avenue Roi Albert II 8, B-1000 Brussels (www.ombudsfm.be or ombudsman@ombudsfm.be). The mediation service may suggest solutions for resolving the dispute. In the event of a lack of mutual acceptance of the proposed solutions, either party can turn to the competent courts.

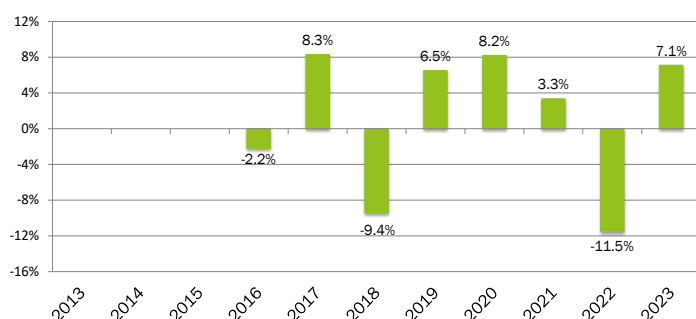
You can obtain a summary of the rights of investors at <https://www.treetopam.com/en/regulatory-information> (in English) in the section "Rights of investors in UCIs managed by TreeTop".

Performance of TreeTop Global Conservative A EUR as of 29 December 2023

NAV evolution of TreeTop Global Conservative A EUR¹ since inception



Calendar year performance of TreeTop Global Conservative A EUR¹ since inception



Performance summary As of 29 December 2023

	TreeTop Global Conservative A EUR ¹
Cumulated returns	
1 month	2.3%
3 months	4.0%
YTD	7.1%
1 year	7.1%
Annualized returns	
3 years	-0.7%
5 years	2.4%
Inception	0.6%

Source: Degroof Petercam Asset Services for the period 2015-2023 (base 100 at inception date: 11/05/15).

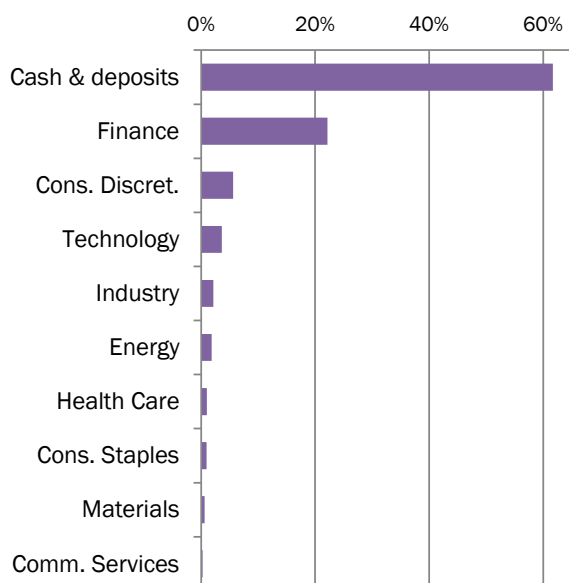
Past performance and NAV evolution are no guarantee of future performance.

The returns, calculated in the reference currency (EUR), do not reflect any entry charges or taxes a Belgian private individual might have to pay.

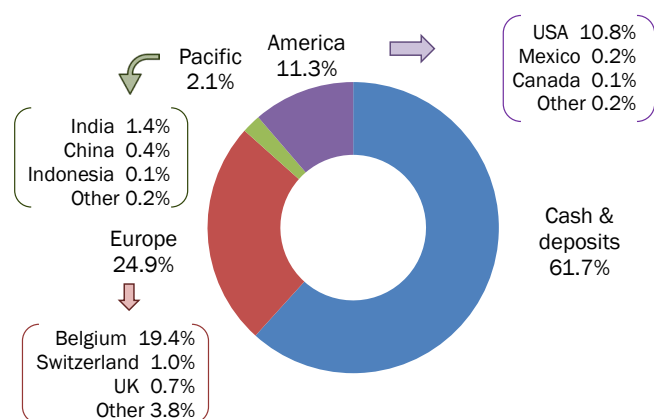
¹ There is another share class (D EUR): the relevant returns as well as the net asset value evolution are available on request and free of charge from TreeTop Asset Management S.A. and are also presented on our website <https://www.treetopam.com/en/funds/treetop-active-funds>.

Portfolio Structure as of 29 December 2023

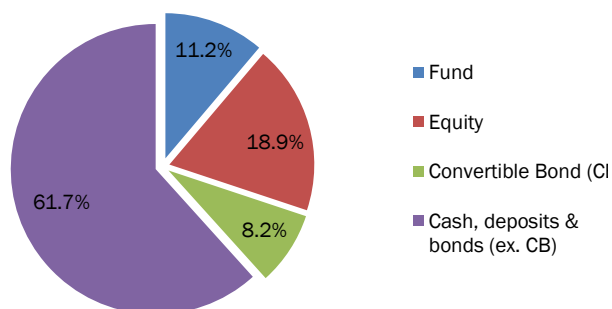
Sector breakdown



Geographic breakdown



Type of securities



Main holdings of the portfolio

Securities	Issuer	Underlying	Country	Sector	% NAV
Fund	TREETOP WD ESG LEAD. EQ. INDEX	TREETOP WD ESG LEAD. EQ. INDEX	BELGIUM	FINANCE	11.2%
Conv. Bond	FORTIS BANK LIB+2.0% (perp)	AGEAS "cashes"	BELGIUM	FINANCE	8.2%
Equity	EXPEDIA	EXPEDIA	USA	CONS. DISCRET.	1.0%
Equity	DISCOVER FIN. SERV.	DISCOVER FIN. SERV.	USA	FINANCE	0.8%
Equity	GOLDMAN SACHS GROUP	GOLDMAN SACHS GROUP	USA	FINANCE	0.8%
Equity	MARATHON PETROLEUM	MARATHON PETROLEUM	USA	ENERGY	0.6%
Equity	GENERAL MOTORS	GENERAL MOTORS	USA	CONS. DISCRET.	0.6%
Equity	LOWE'S COS	LOWE'S COS	USA	CONS. DISCRET.	0.4%
Equity	DR HORTON	DR HORTON	USA	CONS. DISCRET.	0.4%
Equity	VALERO ENERGY	VALERO ENERGY	USA	ENERGY	0.4%
TOTAL					24.4%

Source: TreeTop Asset Management S.A.

Portfolio Composition as of 29 December 2023 (1/3)

Underlying	Region	% portf.	Sector	Type of security
AB DYNAMICS	EUROPE	0.09	CONS. DISCRET.	Equity
ADOBE SYSTEMS INC	AMER/USA	0.06	TECHNOLOGY	Equity
AEROVIRONMENT INC	AMER/USA	0.05	INDUSTRY	Equity
AGEAS / FORTIS BANK SA/NV FRP	EUROPE	8.16	FINANCE	Convert. Bond
AIRBNB	AMER/USA	0.14	CONS. DISCRET.	Equity
AIXTRON	EUROPE	0.24	TECHNOLOGY	Equity
ALFA LAVAL	EUROPE	0.08	INDUSTRY	Equity
ALPHABET INC	AMER/USA	0.22	TECHNOLOGY	Equity
ALSEA SAB DE CV	AMER/USA	0.05	CONS. DISCRET.	Equity
AMUNDI 12 M-I	EUROPE	18.35	FINANCE	Fund
AMUNDI STAR 2-IC	EUROPE	18.64	FINANCE	Fund
AMUNDI ULTRA SHORT B SRI	EUROPE	18.16	FINANCE	Fund
APOLLO HOSPITALS ENTERPRISE	PAC/INDIA	0.14	HEALTH CARE	Equity
ARCA CONTINENTAL	AMER/USA	0.05	CONS. STAPLES	Equity
ARISTA NETWORKS INC	AMER/USA	0.06	TECHNOLOGY	Equity
ASHTREAD GROUP PLC	EUROPE	0.16	INDUSTRY	Equity
ASM INTERNATIONAL	EUROPE	0.24	TECHNOLOGY	Equity
ASML HOLDING NV	EUROPE	0.23	TECHNOLOGY	Equity
ATEA	EUROPE	0.15	TECHNOLOGY	Equity
AUTOZONE INC	AMER/USA	0.26	CONS. DISCRET.	Equity
AXON ENTERPRISE	AMER/USA	0.07	INDUSTRY	Equity
BAJAJ FINANCE	PAC/INDIA	0.09	FINANCE	Equity
BANK RAKYAT INDONESIA PERSER	PAC/INDONESIA	0.08	FINANCE	Equity
BE SEMICONDUCTOR INDUSTRIES	EUROPE	0.19	TECHNOLOGY	Equity
BOOKING HOLDINGS	AMER/USA	0.28	CONS. DISCRET.	Equity
BRITANNIA INDUSTRIES LTD	PAC/INDIA	0.04	CONS. STAPLES	Equity
BROADCOM INC	AMER/USA	0.06	TECHNOLOGY	Equity
BURCKHARDT COMPRESSION	EUROPE	0.19	INDUSTRY	Equity
BYD	PAC/CHINA	0.05	CONS. DISCRET.	Equity
CATERPILLAR	AMER/USA	0.27	INDUSTRY	Equity
CIGNA	AMER/USA	0.34	CONS. STAPLES	Equity
CINTAS CORP	AMER/USA	0.04	INDUSTRY	Equity
COMCAST CORP-CLASS A	AMER/USA	0.30	CONS. DISCRET.	Equity
COMFORT SYSTEMS	AMER/USA	0.07	INDUSTRY	Equity
CSX	AMER/USA	0.15	INDUSTRY	Equity
Deere & Co.	AMER/USA	0.24	INDUSTRY	Equity
DEUTSCHE BOERSE AG	EUROPE	0.12	FINANCE	Equity
DEXCOM INC	AMER/USA	0.06	HEALTH CARE	Equity
DIAMONDBACK ENERGY INC	AMER/USA	0.30	ENERGY	Equity
DINO POLSKA SA	EUROPE	0.34	CONS. STAPLES	Equity
DISCOVER FINANCIAL SERVICES	AMER/USA	0.81	FINANCE	Equity
DLF LTD	PAC/INDIA	0.16	FINANCE	Equity
DR HORTON INC	AMER/USA	0.38	CONS. DISCRET.	Equity
EBAY INC	AMER/USA	0.21	TECHNOLOGY	Equity
EICHER MOTORS LTD	PAC/INDIA	0.06	CONS. DISCRET.	Equity
...

Source: TreeTop Asset Management S.A.

Portfolio Composition as of 29 December 2023 (2/3)

Underlying	Region	% portf.	Sector	Type of security
...
ELECTRONIC ARTS INC	AMER/USA	0.14	TECHNOLOGY	Equity
ELMOS SEMICONDUCTOR	EUROPE	0.11	TECHNOLOGY	Equity
EMERSON ELECTRIC CO	AMER/USA	0.18	INDUSTRY	Equity
ETSY	AMER/USA	0.24	CONS. DISCRET.	Equity
EXPEDIA INC	AMER/USA	0.95	CONS. DISCRET.	Equity
FERRARI NV	EUROPE	0.07	CONS. DISCRET.	Equity
FIRSTSERVICE	AMER/CANADA	0.06	FINANCE	Equity
FOMENTO ECONOMICO MEXICANO	AMER/USA	0.06	CONS. STAPLES	Equity
GENERAL MOTORS CO	AMER/USA	0.55	CONS. DISCRET.	Equity
GERONIMO MARTINS	EUROPE	0.13	CONS. STAPLES	Equity
GODREJ PROPERTIES LTD	PAC/INDIA	0.07	FINANCE	Equity
GOLDMAN SACHS GROUP INC	AMER/USA	0.80	FINANCE	Equity
GRUMA S.A.B.	AMER/USA	0.05	CONS. STAPLES	Equity
HCA HOLDINGS INC	AMER/USA	0.26	HEALTH CARE	Equity
HILL & SMITH HOLDINGS PLC	EUROPE	0.21	MATERIALS	Equity
HILTON WORLDWIDE HOLDINGS IN	AMER/USA	0.17	CONS. DISCRET.	Equity
HSBC	EUROPE	0.11	FINANCE	Equity
ICICI BANK	PAC/INDIA	0.08	FINANCE	Equity
INDIAN HOTELS CO LTD	PAC/INDIA	0.08	CONS. DISCRET.	Equity
INFICON HOLDING AG-REG	EUROPE	0.29	TECHNOLOGY	Equity
INTER & CO INC - BDR	AMER/BRAZIL	0.03	FINANCE	Equity
INTUIT INC	AMER/USA	0.06	TECHNOLOGY	Equity
JABIL	AMER/USA	0.05	TECHNOLOGY	Equity
KHANG DIEN HOUSE TRAD. AND INVEST. WRT (CLSA)	PAC/VIETNAM	0.07	FINANCE	Equity
LI AUTO	PAC/CHINA	0.05	CONS. DISCRET.	Equity
LOWE'S COS INC	AMER/USA	0.41	CONS. DISCRET.	Equity
LPP	EUROPE	0.23	CONS. DISCRET.	Equity
MACROTECH DEVELOPERS	PAC/INDIA	0.11	INDUSTRY	Equity
MAKEMYTRIP LTD	PAC/INDIA	0.06	CONS. DISCRET.	Equity
MARATHON OIL	AMER/USA	0.32	ENERGY	Equity
MARATHON PETROLEUM	AMER/USA	0.61	ENERGY	Equity
MASTERCARD INC - A	AMER/USA	0.04	TECHNOLOGY	Equity
MERCADOLIBRE INC	AMER/ARGENTINA	0.09	TECHNOLOGY	Equity
META PLATFORMS	AMER/USA	0.26	TECHNOLOGY	Equity
METSO CORP	EUROPE	0.13	INDUSTRY	Equity
MOBILEYE GLOBAL	EUROPE	0.05	CONS. DISCRET.	Equity
MUNTERS	EUROPE	0.11	INDUSTRY	Equity
NEW ORIENTAL EDUCATION	PAC/CHINA	0.10	CONS. STAPLES	Equity
NOVO NORDISK A/S-B	EUROPE	0.08	HEALTH CARE	Equity
NVIDIA CORP	AMER/USA	0.04	TECHNOLOGY	Equity
OCCIDENTAL PETROLEUM	AMER/USA	0.28	ENERGY	Equity
O'REILLY AUTOMOTIVE INC	AMER/USA	0.17	CONS. DISCRET.	Equity
PARKER HANNIFIN	AMER/USA	0.04	INDUSTRY	Equity
PARTNERS GROUP HOLDING	EUROPE	0.13	FINANCE	Equity
PINDUODUO	PAC/CHINA	0.06	CONS. DISCRET.	Equity
...

Source: TreeTop Asset Management S.A.

Portfolio Composition as of 29 December 2023 (3/3)

Underlying	Region	% portf.	Sector	Type of security
...
PROGRESSIVE	AMER/USA	0.06	FINANCE	Equity
PROYA COSMETIC-A WRT (CLSA)	PAC/CHINA	0.05	CONS. STAPLES	Equity
PUMA AG	EUROPE	0.07	CONS. DISCRET.	Equity
PVA TEPLA	EUROPE	0.07	TECHNOLOGY	Equity
RAIA DROGASIL	AMER/BRAZIL	0.06	CONS. STAPLES	Equity
REGENERON PHARMACEUTICALS	AMER/USA	0.13	HEALTH CARE	Equity
RIGHTMOVE	EUROPE	0.16	COMM. SERVICES	Equity
RINGKJOEBING LANDBOBANK	EUROPE	0.13	FINANCE	Equity
S.O.I.T.E.C.	EUROPE	0.22	TECHNOLOGY	Equity
SALCEF	EUROPE	0.07	INDUSTRY	Equity
SAMSUNG ELECTRONICS WRT (CLSA)	PAC/KOREA	0.06	TECHNOLOGY	Equity
SAP	EUROPE	0.07	TECHNOLOGY	Equity
SES- IMAGOTAG	EUROPE	0.17	TECHNOLOGY	Equity
SHOPIFY INC - CLASS A	AMER/CANADA	0.07	TECHNOLOGY	Equity
SIKA AG-REG	EUROPE	0.12	MATERIALS	Equity
SMA SOLAR TECHNOLOGY	EUROPE	0.05	TECHNOLOGY	Equity
SUMBER ALFARIA TRIJAYA TBK P	PAC/INDONESIA	0.06	CONS. STAPLES	Equity
SYNOPSIS	AMER/USA	0.05	TECHNOLOGY	Equity
TECHNOGYM	EUROPE	0.11	CONS. DISCRET.	Equity
TESLA MOTORS INC	AMER/USA	0.05	CONS. DISCRET.	Equity
TITAN CO LTD	PAC/INDIA	0.07	CONS. DISCRET.	Equity
T-MOBILE US INC	AMER/USA	0.14	TECHNOLOGY	Equity
TREETOP WORLD esg leaders EQTY IND-IH	EUROPE	11.19	FINANCE	Fund
TRENT	PAC/INDIA	0.05	CONS. DISCRET.	Equity
TRIGANO	EUROPE	0.12	CONS. DISCRET.	Equity
TRIP.COM GROUP LTD	PAC/CHINA	0.03	CONS. DISCRET.	Equity
TVS MOTOR CO LTD	PAC/INDIA	0.09	CONS. DISCRET.	Equity
VALERO ENERGY CORP	AMER/USA	0.35	ENERGY	Equity
VARUN BEVERAGES	PAC/INDIA	0.12	CONS. STAPLES	Equity
VAT Group	EUROPE	0.26	MATERIALS	Equity
VERTIV HOLDINGS CO	AMER/USA	0.06	INDUSTRY	Equity
VIPSHOP HOLDING LTD ADR	PAC/CHINA	0.05	CONS. DISCRET.	Equity
WARTSILA	EUROPE	0.14	INDUSTRY	Equity
WIRTUALNA POLSKA	EUROPE	0.12	COMM. SERVICES	Equity
YADEA	PAC/HK	0.04	CONS. DISCRET.	Equity
ZOMATO	PAC/INDIA	0.13	CONS. DISCRET.	Equity
TOTAL		93.41		

Source: TreeTop Asset Management S.A.

GLOSSARY

The word "**FUND**" is used as a generic term to designate a SICAV or a sub-fund of a SICAV.

CONSUMER DISCRETIONARY SECTOR: The Consumer Discretionary Sector encompasses those businesses that tend to be the most sensitive to economic cycles. Its manufacturing segment includes automotive, household durable goods, leisure equipment and textiles & apparel. The services segment includes hotels, restaurants and other leisure facilities, media production and services, and consumer retailing and services.

CONSUMER STAPLES SECTOR: The Consumer Staples Sector comprises companies whose businesses are less sensitive to economic cycles. It includes manufacturers and distributors of food, beverages and tobacco and producers of non-durable household goods and personal products. It also includes food & drug retailing companies as well as hypermarkets and consumer super centers.