



TreeTop Global Dynamic Sub-fund of TreeTop Global SICAV

Managed by TreeTop Asset Management S.A., Management company under Luxembourg law

The present Quarterly Report on its own does not give complete information about the SICAV and should therefore be read before any investment together with the Key Investor Information Document (KIID), the prospectus as well as the latest annual/semi-annual report of the SICAV.

Technical Datasheet

General information

Name of the sub-fund	TreeTop Global Dynamic, a sub-fund of TreeTop Global SICAV			
Legal form	Sub-fund of a SICAV under Luxembourg law			
Type of financial product	Undertaking for Collective Investment			
Duration of the product	Indefinite			
Currency	EUR			
Investment objective	<p>The sub-fund aims to increase the value of your investment over the long term. Under normal market conditions, the sub-fund invests mainly in shares from issuers anywhere in the world, including in emerging markets, China and Russia. The sub-fund also invests in other types of securities that are consistent with its objective. The sub-fund may use derivatives for investment purposes or to reduce investment risks (hedging).</p> <p>With a view of diversifying the sources of performance, the sub-fund is managed by different fund managers of TreeTop Asset Management, each following its own global active management approach. For the AH and DH share classes, the manager's objective is to hedge positions in currencies other than the Euro which represent more than 2.5% of the net asset value of the share class.</p> <p>The MSCI All Country World index provides a reference of the investment universe of the fund manager. It is provided for information purpose only as indeed the sub-fund is managed on a discretionary basis and its portfolio will show a significant departure from the index.</p> <p>The sub-fund may not be appropriate for investors who plan to withdraw their money within 6 years.</p> <p>The A and AH share classes do not distribute dividends (meaning that any income earned by the sub-fund is added to the share price). The D and DH share classes intend to distribute a dividend annually.</p> <p>You can place orders to buy or sell shares of the sub-fund daily.</p> <p>These objectives as well as the investment policy are an exact copy of those indicated in the corresponding KIID.</p>			
Share classes	Class	Dividend policy	Launch date	ISIN code
	AH EUR	Capitalisation	15/11/2011	LU0694355214
	A EUR	Capitalisation	02/07/2018	LU1836394632
	DH EUR	Distribution	15/11/2011	LU0694355305
	D EUR	Distribution	02/07/2018	LU1836394715
Managers	Jacques Berghmans, Andrew Dalrymple and Sharon Bentley-Hamlyn			
Sub-fund assets (as of 31/12/2021)	€ 100 million			
Recommended holding period	More than 6 years			

Management and Distribution

Management Company	TreeTop Asset Management S.A., a Management company under Luxembourg law
Custodian Bank	Banque Degroof Petercam Luxembourg S.A.
Financial Service (Belgium)	Banque Degroof Petercam S.A.
Financial Service (Luxemburg)	Banque Degroof Petercam Luxembourg S.A.
External Auditor	PricewaterhouseCoopers
Liquidity	Daily
Display of NAVs	NAVs are published in l'Echo and De Tijd
Minimum initial subscription	250 €
Cut-off	11am
Registered in	Belgium and Luxemburg
Documents	The KIID, as well as the prospectus and periodic reports in English, French and Dutch are available on request and free of charge from TreeTop Asset Management S.A. 12 rue Eugène Ruppert L-2453 Luxembourg, from the bank in charge of the fund administration in Belgium: Banque Degroof Petercam SA, rue de l'Industrie 44 in B-1040 Brussels or on www.treetopam.com .

Fees and Taxation

Entry fee	None
Redemption fee	None
Ongoing charges (as of 31/12/20)	AH: 1.74%; A: 1.75%; DH: 1.74%; D: 1.75%
Performance fee	12% of the daily increase in the fund value if the share price exceeds the highest share price ever achieved by the fund
Stock exchange transaction tax	Classes A and AH : 1.32% max. € 4,000 ; Classes D and DH : Not applicable
Belgian savings tax on redemption	Not applicable
Belgian withholding tax	Classes A and AH : Not applicable ; Classes D and DH : 30% on dividends
The tax regime applies to an average retail customer, being a natural person residing in Belgium.	

Risk and Reward Profile



The sub-fund does not offer either protection or any capital guarantee or a guaranteed yield. The risk/reward rating of the sub-fund reflects the following factors: 1) it may invests in a limited number of shares and 2) it may favour particular economic sectors or regions, including emerging markets.

Moreover, it is also exposed to the following risks: liquidity (convertible bonds may become hard to value or to sell at a desired price and time), counterparty (the sub-fund could lose money if any entity with which it does business becomes unwilling or unable to honor its obligations to the sub-fund), legal and tax risks (the sub-fund could be affected by foreign legal and tax changes, some of which may be retroactive).

Legal information

This Quarterly Report should not be considered as investment advice.

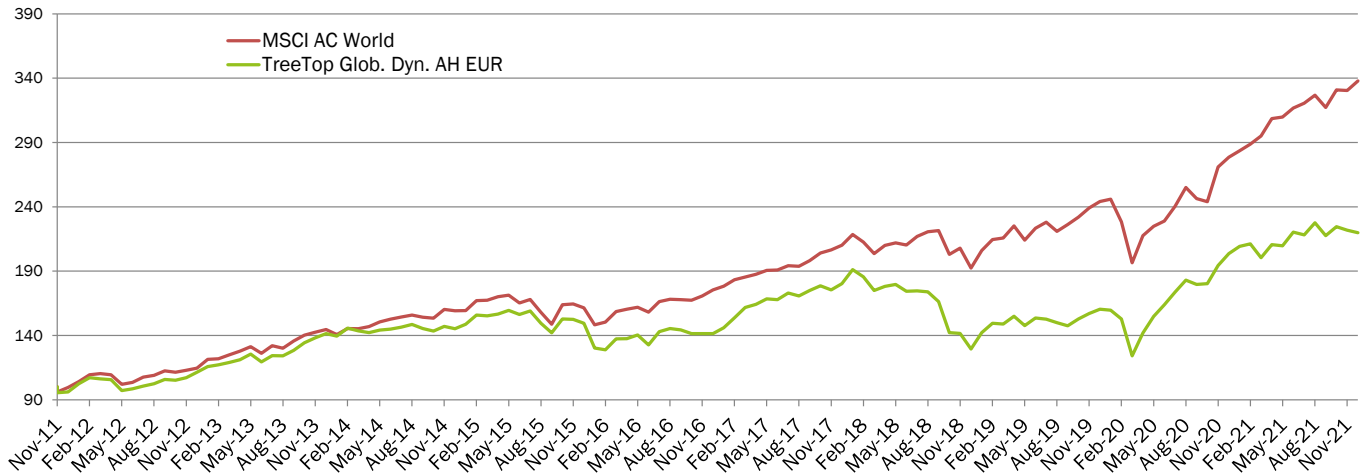
Complaints can be addressed to the attention of the "Compliance Officer", at the following address: TreeTop Asset Management Belgium, rue des Francs, 79 b7, 1040 Brussels. We will send you an acknowledgement of receipt within 5 working days. We will analyze your complaint, if necessary in consultation with the management company, and give a detailed response in the month following its receipt, provided that the complaint is complete and specific.

Complaints relating to investment products and services can be addressed to the Ombudsfm (Banks, Credits and Investments Mediation Service), North Gate II, Avenue Roi Albert II 8, B-1000 Brussels (www.ombudsfm.be or ombudsman@ombudsfm.be).

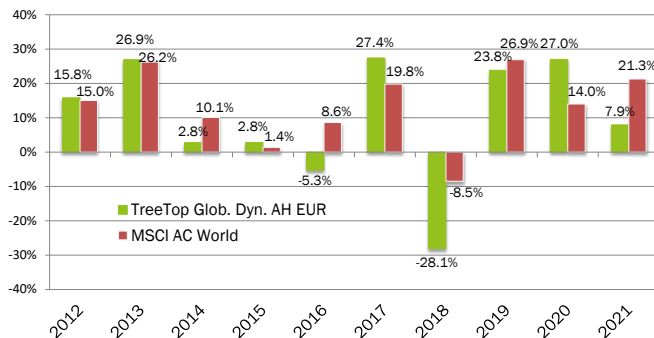
The mediation service may suggest solutions for resolving the dispute. In the event of a lack of mutual acceptance of the proposed solutions, either party can turn to the competent courts.

Performance of TreeTop Global Dynamic AH EUR as of 31 December 2021

NAV evolution of TreeTop Global Dynamic AH EUR¹ vs. MSCI All Country World²



Calendar year performance of TreeTop Global Dynamic AH EUR¹ vs. MSCI All Country World² since 2012



Performance summary as of 31 December 2021

	TreeTop Global Dynamic AH EUR ¹	MSCI AC World ²
Cumulated returns		
1 month	-0.9%	2.3%
3 months	1.0%	6.5%
YTD	7.9%	21.3%
1year	7.9%	21.3%
Annualized returns		
3 years	19.3%	20.6%
5 years	9.2%	14.0%
10 years	8.6%	13.0%
Inception	8.1%	12.8%

Sources: Degroof Petercam Asset Services and Bloomberg for the period 2011 - 2021 (15/11/11=100).

Past performance and NAV evolution are no guarantee of future performance.

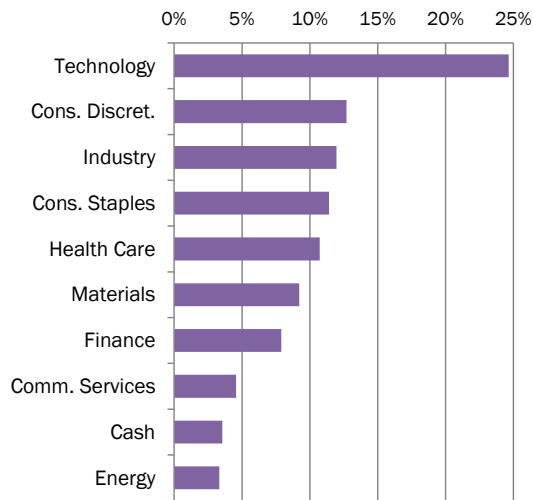
The returns, calculated in the reference currency (EUR), do not reflect any entry charges or taxes a Belgian private individual might have to pay.

¹ There are other share classes (A EUR, DH EUR and D EUR): the relevant returns as well as the net asset value evolution are available on request and free of charge from TreeTop Asset Management and are also presented on our website www.treetopam.com.

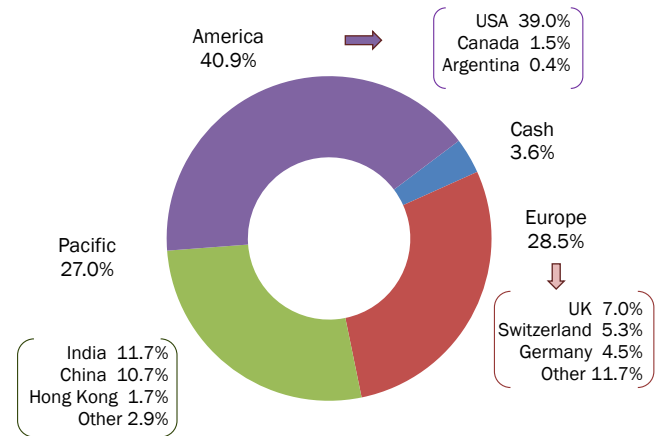
² The investment policy does not stipulate any correlation between the sub-fund and the index (MSCI All Country World in local currency - Bloomberg code: NDLEACWF). Consequently, the performance of the sub-fund may differ from the performance of the index.

Portfolio Structure as of 31 December 2021

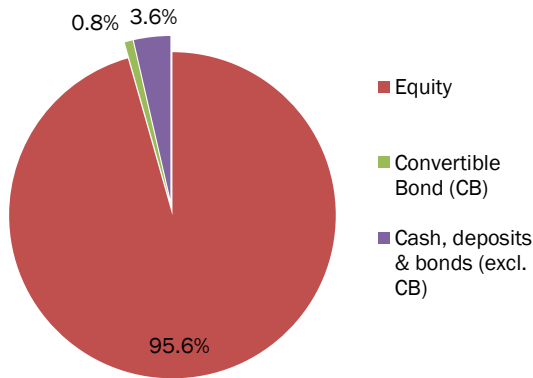
Sector breakdown



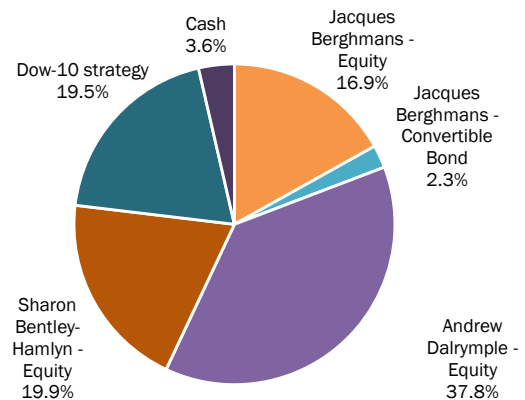
Geographic breakdown



Type of securities



Portfolio allocation



Main holdings of the portfolio

Securities	Issuer	Underlying	Sector	Country	% NAV
Equity	CISCO SYSTEMS	CISCO SYSTEMS	TECHNOLOGY	US	3%
Equity	IBM	IBM	TECHNOLOGY	US	3%
Equity	CHEVRON	CHEVRON	ENERGY	US	3%
Equity	WALGREENS BOOTS ALL.	WALGREENS B. ALL.	CONS. STAPLES	US	3%
Equity	COCA COLA	COCA COLA	CONS. STAPLES	US	3%
Equity	AMGEN	AMGEN	HEALTH CARE	US	3%
Equity	VERIZON COMM.	VERIZON COMM.	TELECOM	US	3%
Equity	3M	3M	INDUSTRY	US	2%
Equity	DOW W/I	DOW W/I	MATERIALS	US	2%
Equity	MERCK	MERCK	HEALTH CARE	US	2%
TOTAL					27%

Source: TreeTop Asset Management

Portfolio Composition as of 31 December 2021 (1/3)

Underlying	Region	% portf.	Sector	Type of security
3M CO	AMER/USA	2.43	INDUSTRY	Equity
ADOBE SYSTEMS INC	AMER/USA	0.68	TECHNOLOGY	Equity
ADYEN	EUROPE	0.63	TECHNOLOGY	Equity
AIER EYE HOSPITAL WRT (CLSA)	PAC/CHINA	0.26	HEALTH CARE	Equity
ALIGN TECHNOLOGY INC	AMER/USA	0.62	HEALTH CARE	Equity
ALIMENTATION COUCHE-TARD inc	AMER/CANADA	0.86	CONS. STAPLES	Equity
ALLIANCE DATA SYSTEMS CORP	AMER/USA	0.49	TECHNOLOGY	Equity
ALPHABET INC	AMER/USA	0.79	TECHNOLOGY	Equity
AMGEN INC	AMER/USA	2.63	HEALTH CARE	Equity
APOLLO HOSPITALS ENTERPRISE	PAC/INDIA	0.83	HEALTH CARE	Equity
ASHTED GROUP PLC	EUROPE	1.97	INDUSTRY	Equity
ASML HOLDING NV	EUROPE	0.93	TECHNOLOGY	Equity
ATEA	EUROPE	0.48	TECHNOLOGY	Equity
AVENUE SUPERMARTS	PAC/INDIA	0.62	CONS. STAPLES	Equity
AVERY DENNISON	AMER/USA	0.58	MATERIALS	Equity
AXON ENTERPRISE	AMER/USA	0.47	INDUSTRY	Equity
BAJAJ FINANCE	PAC/INDIA	0.65	FINANCE	Equity
BANK JAGO	PAC/INDONESIA	0.49	FINANCE	Equity
BAOZUN INC-SPN ADR	PAC/CHINA	0.17	TECHNOLOGY	Equity
BOSIDENG INTL HLDGS LTD	PAC/HK	0.42	CONS. DISCRET.	Equity
BTS GROUP AB-B SHARES	EUROPE	0.37	TECHNOLOGY	Equity
BURCKHARDT COMPRESSION	EUROPE	0.80	INDUSTRY	Equity
CERTARA INC	AMER/USA	0.42	HEALTH CARE	Equity
CHART INDUSTRIES	AMER/USA	0.46	INDUSTRY	Equity
CHEVRON	AMER/USA	2.73	ENERGY	Equity
CHINA INTERNATIONAL TRAVEL-A WRT (CLSA)	PAC/CHINA	0.29	CONS. DISCRET.	Equity
CHINA MEIDONG AUTO	PAC/CHINA	0.38	CONS. DISCRET.	Equity
CHINA MENGNIU DAIRY	PAC/CHINA	0.38	CONS. STAPLES	Equity
CHINASOFT INTERNATIONAL LTD	PAC/CHINA	1.10	TECHNOLOGY	Equity
CHOW TAI FOOK JEWELLERY	PAC/HK	0.34	CONS. DISCRET.	Equity
CISCO SYSTEMS	AMER/USA	2.85	TECHNOLOGY	Equity
COCA COLA	AMER/USA	2.67	CONS. STAPLES	Equity
DEUTSCHE POST AG-REG	EUROPE	0.57	INDUSTRY	Equity
DEXCOM INC	AMER/USA	0.84	HEALTH CARE	Equity
DILIP BUILDCON LTD	PAC/INDIA	0.37	INDUSTRY	Equity
DINO POLSKA SA	EUROPE	1.46	CONS. STAPLES	Equity
DOW INC-W/I	AMER/USA	2.42	MATERIALS	Equity
DR LAL PATHLABS	PAC/INDIA	0.38	HEALTH CARE	Equity
DUERR	EUROPE	0.42	INDUSTRY	Equity
EAST MONEY INFORMATION WRT (CLSA)	PAC/CHINA	0.77	FINANCE	Equity
ELMOS SEMICONDUCTOR	EUROPE	0.73	TECHNOLOGY	Equity
EQT	EUROPE	0.41	FINANCE	Equity
FUFENG GROUP LTD	PAC/CHINA	1.70	MATERIALS	Equity
GODREJ PROPERTIES LTD	PAC/INDIA	0.70	FINANCE	Equity
GREENERGY RENOVABLES	EUROPE	0.43	ENERGY	Equity
GRUPO ECOENER	EUROPE	0.16	ENERGY	Equity
...

Source: TreeTop Asset Management

Portfolio Composition as of 31 December 2021 (2/3)

Underlying	Region	% portf.	Sector	Type of security
...
HDFC BANK	PAC/INDIA	0.89	FINANCE	Equity
HELLOFRESH	EUROPE	0.58	CONS. STAPLES	Equity
HILL & SMITH HOLDINGS PLC	EUROPE	0.37	MATERIALS	Equity
HORIZON THERAPEUTICS PLC	AMER/USA	0.81	HEALTH CARE	Equity
HOWDEN JOINERY GROUP PLC	EUROPE	0.47	CONS. DISCRET.	Equity
HYBE WRT (CLSA)	PAC/KOREA	0.52	COMM. SERVICES	Equity
HYPOPORT AG	EUROPE	0.30	FINANCE	Equity
INDIABULLS HOUSING FINANCE	PAC/INDIA	0.83	FINANCE	Equity
INDIABULLS HOUSING FINANCE 4.5% 03/04/26	PAC/INDIA	0.80	FINANCE	Convert. Bond
INFICON HOLDING AG-REG	EUROPE	0.98	TECHNOLOGY	Equity
INTL BUSINESS MACHINAS CORP	AMER/USA	2.75	TECHNOLOGY	Equity
INTUITIVE SURGICAL INC	AMER/USA	0.70	HEALTH CARE	Equity
ITM POWER	EUROPE	0.18	INDUSTRY	Equity
IWG PLC	EUROPE	0.83	FINANCE	Equity
JAZZ PHARMACEUTICALS	EUROPE	0.60	HEALTH CARE	Equity
JUBILANT FOODWORKS	PAC/INDIA	0.60	CONS. DISCRET.	Equity
KAPE TECHNOLOGYS	EUROPE	0.32	TECHNOLOGY	Equity
KORNIT DIGITAL LTD	EUROPE	0.81	INDUSTRY	Equity
LI NING CO LTD	PAC/CHINA	0.66	CONS. DISCRET.	Equity
MACROTECH DEVELOPERS	PAC/INDIA	0.83	INDUSTRY	Equity
MAN WAH HOLDINGS LTD	PAC/HK	0.60	CONS. DISCRET.	Equity
MEITUAN DIANPING B	PAC/CHINA	1.18	CONS. DISCRET.	Equity
MELEXIS	EUROPE	0.48	TECHNOLOGY	Equity
MERCADOLIBRE INC	AMER/ARGENTINA	0.38	TECHNOLOGY	Equity
MERCK & CO. INC	AMER/USA	2.33	HEALTH CARE	Equity
MIPS AB	EUROPE	1.62	CONS. DISCRET.	Equity
NAVER CORP WRT (CLSA)	PAC/KOREA	0.42	TECHNOLOGY	Equity
NETCOMPANY GROUP AS	EUROPE	0.82	TECHNOLOGY	Equity
NIO	PAC/CHINA	0.40	CONS. DISCRET.	Equity
NVIDIA CORP	AMER/USA	1.07	TECHNOLOGY	Equity
OLD DOMINION FREIGHT LINE	AMER/USA	0.68	INDUSTRY	Equity
PARTNERS GROUP HOLDING	EUROPE	0.90	FINANCE	Equity
PIDILITE INDUSTRIES	PAC/INDIA	0.56	MATERIALS	Equity
POOL CORP	AMER/USA	0.75	CONS. DISCRET.	Equity
PROYA COSMETIC-A WRT (CLSA)	PAC/CHINA	0.63	CONS. STAPLES	Equity
PUMA AG	EUROPE	0.43	CONS. DISCRET.	Equity
PVA TEPLA	EUROPE	1.07	TECHNOLOGY	Equity
RIGHTMOVE	EUROPE	0.61	COMM. SERVICES	Equity
S.O.I.T.E.C.	EUROPE	0.84	TECHNOLOGY	Equity
S4 CAPITAL	EUROPE	0.69	COMM. SERVICES	Equity
SEA LTD-ADR	PAC/SINGAPORE	1.51	TECHNOLOGY	Equity
SESA	EUROPE	1.02	TECHNOLOGY	Equity
SHOPIFY INC - CLASS A	AMER/CANADA	0.60	TECHNOLOGY	Equity
SIKA AG-REG	EUROPE	1.79	MATERIALS	Equity
SITIME	AMER/USA	1.23	TECHNOLOGY	Equity
SPROUT SOCIAL	AMER/USA	0.53	TECHNOLOGY	Equity
...

Source: TreeTop Asset Management

Portfolio Composition as of 31 December 2021 (3/3)

Underlying	Region	% portf.	Sector	Type of security
...
STAAR SURGICAL CO	AMER/USA	0.31	HEALTH CARE	Equity
STEICO	EUROPE	0.37	INDUSTRY	Equity
TATA CONSUMER PRODUCTS	PAC/INDIA	0.52	CONS. STAPLES	Equity
TENCENT HOLDINGS LTD	PAC/CHINA	1.42	TECHNOLOGY	Equity
TITAN CO LTD	PAC/INDIA	0.61	CONS. DISCRET.	Equity
TRENT	PAC/INDIA	0.50	CONS. DISCRET.	Equity
TRIGANO	EUROPE	0.40	CONS. DISCRET.	Equity
ULTA BEAUTY INC	AMER/USA	0.51	CONS. DISCRET.	Equity
UNITED RENTALS	AMER/USA	0.73	INDUSTRY	Equity
UPL LTD	PAC/INDIA	0.94	MATERIALS	Equity
UPSTART HOLDINGS INC	AMER/USA	0.33	FINANCE	Equity
VARUN BEVERAGES	PAC/INDIA	0.61	CONS. STAPLES	Equity
VAT Group	EUROPE	0.85	MATERIALS	Equity
VERIZON COMMUNICATIONS INC	AMER/USA	2.50	COMM. SERVICES	Equity
VIPSHOP HOLDING LTD ADR	PAC/CHINA	0.68	CONS. DISCRET.	Equity
VOLTAS	PAC/INDIA	0.46	INDUSTRY	Equity
VOLUTION GROUP PLC	EUROPE	0.41	INDUSTRY	Equity
WALGREENS BOOTS ALLIANCE INC	AMER/USA	2.72	CONS. STAPLES	Equity
WATCHES OF SWITZERLAND	EUROPE	1.18	CONS. DISCRET.	Equity
WIRTUALNA POLSKA	EUROPE	0.24	COMM. SERVICES	Equity
WULIANGYE YIBI CO-LTD A WRT (CLSA)	PAC/CHINA	0.36	CONS. STAPLES	Equity
YADEA	PAC/HK	0.34	CONS. DISCRET.	Equity
ZHONGSHENG	PAC/CHINA	0.34	CONS. DISCRET.	Equity
TOTAL		96.45		

Source: TreeTop Asset Management

GLOSSARY

CONSUMER DISCRETIONARY SECTOR: The Consumer Discretionary Sector encompasses those businesses that tend to be the most sensitive to economic cycles. Its manufacturing segment includes automotive, household durable goods, leisure equipment and textiles & apparel. The services segment includes hotels, restaurants and other leisure facilities, media production and services, and consumer retailing and services.

CONSUMER STAPLES SECTOR: The Consumer Staples Sector comprises companies whose businesses are less sensitive to economic cycles. It includes manufacturers and distributors of food, beverages and tobacco and producers of non-durable household goods and personal products. It also includes food & drug retailing companies as well as hypermarkets and consumer super centers.