



# TREETOP PATRIMOINE INTERNATIONAL

Sub-fund of TreeTop Portfolio SICAV  
 Managed by TreeTop Asset Management S.A.,  
 a Management company under Luxembourg law

## QUARTERLY REPORT 4Q 2019

The present Quarterly Report on its own does not give complete information about the SICAV and should therefore be read before any investment together with the prospectus and the latest annual/semi-annual report of the SICAV.

### Technical Datasheet

#### General information

<b>Name of the sub-fund</b>	TreeTop Patrimoine International, a sub-fund of TreeTop Portfolio SICAV			
<b>Legal form</b>	Sub-fund of a SICAV under Luxembourg law (subject to Part II of the amended law of December 10, 2010 on undertakings for collective investment)			
<b>Type of financial product</b>	Alternative Investment Fund			
<b>Duration of the product</b>	Indefinite			
<b>Currency</b>	EUR			
<b>Investment objective</b>	<p>The fund aims to increase the value of your investment over the long term through the active management of a diversified portfolio comprising different asset classes.</p> <p>Under normal market conditions, the fund invests in a diversified portfolio mainly made of shares, warrants or call options on shares on the one hand and bonds and other fixed income instruments including bank deposits on the other. The fund may also use derivatives for investment purposes or to reduce investment risks (hedging). The fund may invest in securities form issuers anywhere in the world, including in emerging markets. The fund's exposure to shares will not exceed 60%. Investments will be made either directly or through funds managed by TreeTop Asset Management.</p> <p>With a view of diversifying the sources of performance, the fund is managed by different fund managers of TreeTop Asset Management, each following its own global active management approach.</p> <p>Investments will be made either directly or through funds managed by TreeTop Asset Management. The fund will invest in EUR share classes, hedged against the foreign exchange risk provided such share classes are available.</p>			
<b>Share classes</b>	<b>Class</b> P EUR	<b>Dividend policy</b> Capitalisation	<b>Launch date</b> 14/10/2011	<b>ISIN code</b> LU0675135841
<b>Managers</b>	Jacques Berghmans, Andrew Dalrymple and Sharon Bentley-Hamlyn			
<b>Sub-fund assets (as of 31/12/19)</b>	€ 34 million			
<b>Recommended holding period</b>	More than 4 years			

#### Management and Distribution

<b>Management Company</b>	TreeTop Asset Management S.A., a Management company under Luxembourg law
<b>Custodian Bank</b>	Banque Degroof Petercam Luxembourg S.A.
<b>External Auditor</b>	PricewaterhouseCoopers
<b>Liquidity</b>	Daily
<b>Display of NAVs</b>	NAVs are published in l'Echo and De Tijd
<b>Minimum initial subscription</b>	€ 250,000
<b>Cut-off</b>	11am
<b>Registered in</b>	Luxemburg

## Quarterly Report – TreeTop Patrimoine International – 4Q 2019

<b>Documents</b>	The prospectus and periodic reports in English, French and Dutch are available on request and free of charge from TreeTop Asset Management S.A. 12 rue Eugène Ruppert L-2453 Luxembourg or on <a href="http://www.treetopam.com">www.treetopam.com</a> .
------------------	--

### Fees and Taxation

<b>Entry fee</b>	Max. 1.5% freely negotiable
<b>Redemption fee</b>	None
<b>Ongoing charges (as of 31/12/18)</b>	1.0%
<b>Performance fee</b>	None
<b>Stock exchange transaction tax</b>	Not applicable
<b>Belgian savings tax on redemption</b>	30% at redemption (cf article 19 bis of CIR)
<b>Belgian withholding tax</b>	Not applicable
<b>The tax regime applies to an average retail customer, being a natural person residing in Belgium.</b>	

### Risk and Reward Profile



The risk/reward rating of the fund reflects the following factors: 1) up to 60% of the fund may be invested in shares, 2) it may invest a part of its portfolio in warrants or call options on shares that are more volatile than shares and may lose their value at expiry date, and 3) it may favour particular economic sectors or regions, including emerging markets.

Moreover, it is also exposed to the following risks: liquidity (convertible bonds may become hard to value or to sell at a desired price and time), default (an issuer's bonds could become worthless if it is unable to repay its debts), counterparty (the fund could lose money if any entity with which it does business becomes unwilling or unable to honor its obligations to the fund), legal and tax risks (the fund could be affected by foreign legal and tax changes, some of which may be retroactive).

### Legal information

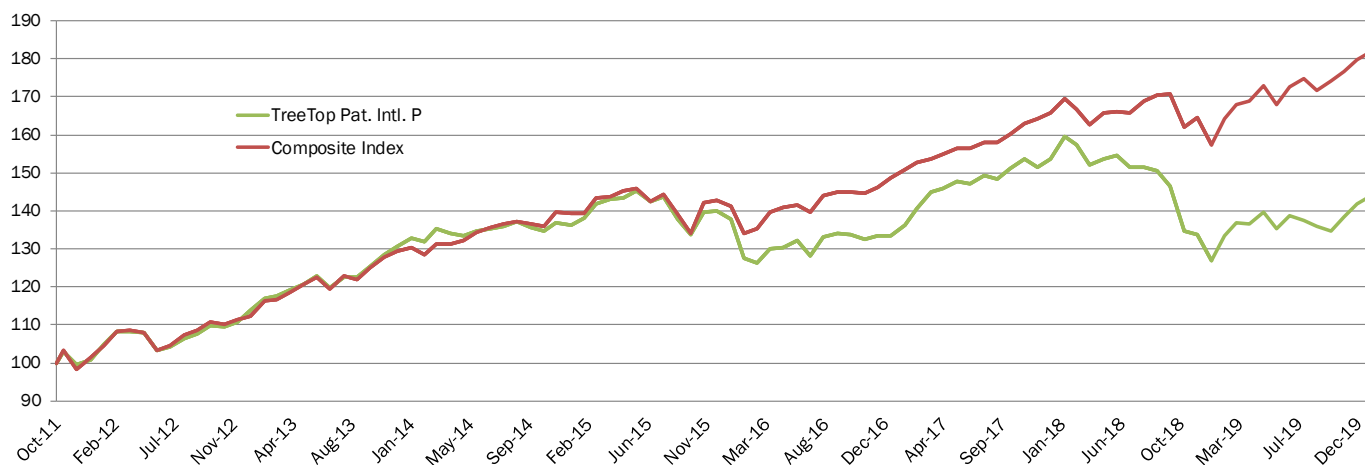
The figures in this Quarterly Report have not been audited and should not be considered as investment advice.

Complaints can be addressed to the attention of the "Compliance Officer", at the following address: TreeTop Asset Management Belgium, rue des Francs, 79, 1040 Brussels. We will send you an acknowledgement of receipt within 5 working days. We will analyze your complaint and give a detailed response in the month following its receipt, provided that the complaint is complete and specific.

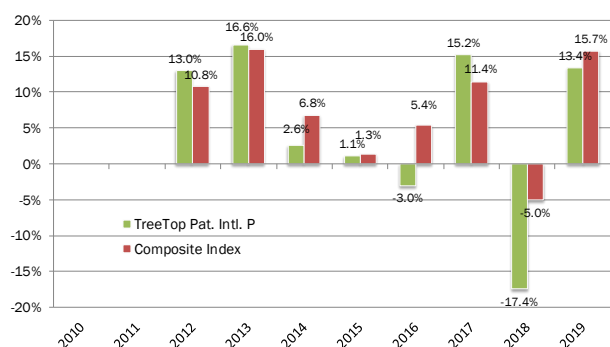
Complaints relating to investment products and services can be addressed to the Ombudsfin (Banks, Credits and Investments Mediation Service), North Gate II, Avenue Roi Albert II 8, B-1000 Brussels ([www.ombudsfin.be](http://www.ombudsfin.be) or [ombudsman@ombudsfin.be](mailto:ombudsman@ombudsfin.be)). The mediation service may suggest solutions for resolving the dispute. In the event of a lack of mutual acceptance of the proposed solutions, either party can turn to the competent courts.

Performance of TreeTop Patrimoine International P EUR as of 31 December 2019

NAV evolution of TreeTop Patrimoine International P EUR<sup>1</sup> vs. Composite Index<sup>2</sup>



Calendar year performance of TreeTop Patrimoine International P EUR<sup>1</sup> vs. Composite Index<sup>2</sup> since 2012



Performance summary as of 31 December 2019

	TreeTop Patrimoine International P <sup>1</sup>	Composite Index <sup>2</sup>
<b>Cumulated returns</b>		
1 month	1.5%	1.3%
3 months	6.9%	4.6%
YTD	13.4%	15.7%
1 year	13.4%	15.7%
<b>Annualized returns</b>		
3 years	2.6%	6.9%
5 years	1.1%	5.5%
Inception	4.5%	7.6%

Sources: Degroof Petercam Asset Services and Bloomberg (base 100 at inception date: 15/10/2009).

Past performance and NAV evolution are no guarantee of future performance.

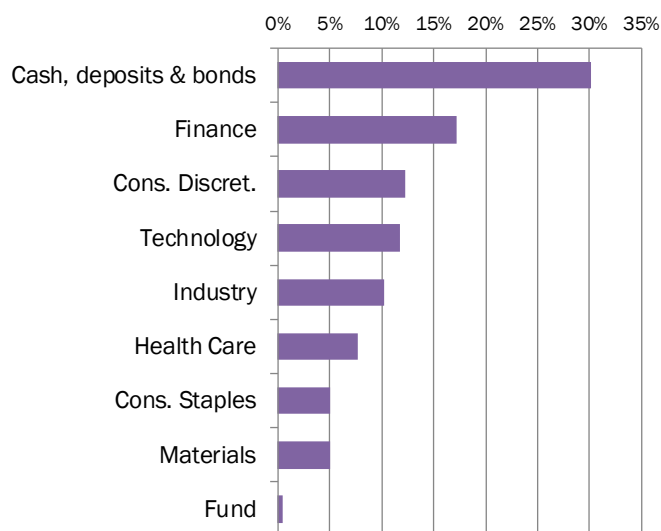
The returns, calculated in the reference currency (EUR), do not reflect any entry charges or taxes a Belgian private individual might have to pay.

<sup>1</sup> There is another share class (A EUR) but it is not publicly marketed in Belgium. Therefore, no subscription in TreeTop Portfolio Sicav from Belgian investors, individuals or professionals, directly or indirectly (through a Belgian intermediary), will be accepted, except for subscriptions in the P share class of TreeTop Patrimoine International with a minimum initial amount of €250,000.

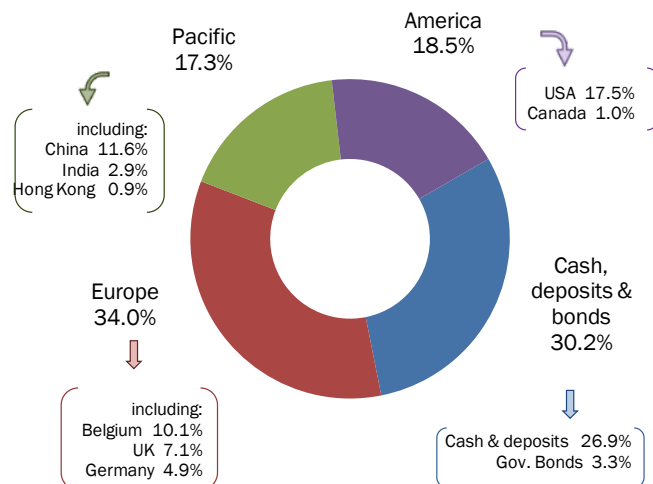
<sup>2</sup> The investment policy does not stipulate any correlation between the sub-fund and the index (Index composition: 40% JPM Euro Government Bonds 1-3Y index and 60% MSCI All Country World Net Dividends Reinvested in local currency). Consequently, the performance of the sub-fund may differ from the performance of the index.

Portfolio Structure as of 31 December 2019

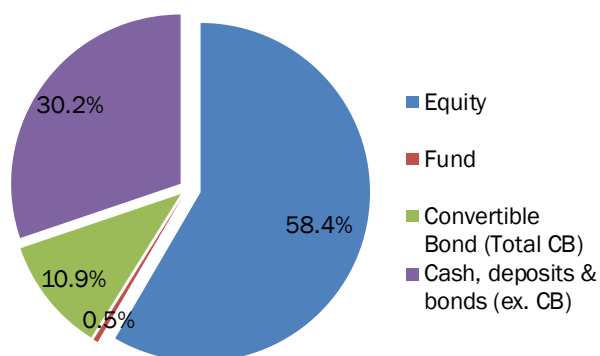
Sector breakdown



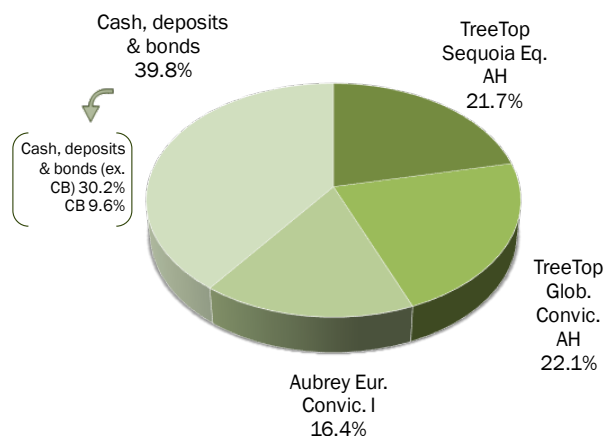
Geographic breakdown



Type of securities



Portfolio allocation



Main holdings of the portfolio

Securities	Issuer	Underlying	Sector	Country	% NAV
Convertible Bond	FORTIS BANK SA/NV	AGEAS/FORTIS BANK "cashes"	FINANCE	BELGIUM	9.6%
Bond	ITALY	ITALIAN GOVT BOND 5.5% 01/11/22	GOVERNMT BOND	ITALY	3.3%
Equity	ASHTeAD GROUP PLC	ASHTeAD GROUP PLC	INDUSTRY	UK	2.2%
Equity	FUFENG GROUP LTD	FUFENG GROUP LTD	MATERIALS	CHINA	2.0%
Equity	HYPOPORT AG	HYPOPORT AG	FINANCE	GERMANY	1.7%
Equity	NORWEGIAN FINANS HOLDING AS	NORWEGIAN FINANS HOLDING AS	FINANCE	NORWAY	1.6%
Equity	IWG PLC	IWG PLC	FINANCE	UK	1.2%
Equity	VIPSHOP HOLDING LTD ADR	VIPSHOP HOLDING LTD ADR	CONS. DISCRET.	CHINA	1.1%
Equity	DEXCOM INC	DEXCOM INC	HEALTH CARE	US	1.1%
Equity	UNITED RENTALS	UNITED RENTALS	INDUSTRY	US	1.1%
<b>TOTAL</b>					<b>24.9%</b>

Source: TreeTop Asset Management

## **GLOSSARY**

**CONSUMER DISCRETIONARY SECTOR:** The Consumer Discretionary Sector encompasses those businesses that tend to be the most sensitive to economic cycles. Its manufacturing segment includes automotive, household durable goods, leisure equipment and textiles & apparel. The services segment includes hotels, restaurants and other leisure facilities, media production and services, and consumer retailing and services.

**CONSUMER STAPLES SECTOR:** The Consumer Staples Sector comprises companies whose businesses are less sensitive to economic cycles. It includes manufacturers and distributors of food, beverages and tobacco and producers of non-durable household goods and personal products. It also includes food & drug retailing companies as well as hypermarkets and consumer super centers.